



**Bromley Trust Academy  
Midfield Campus  
Hayes Campus  
Blenheim Campus**

**Labour Market Information**

Labour Market Information (LMI) is an important tool to help us identify which jobs are on the increase and where we identify jobs that will pay us the best wage!

The information below will provide you with details of the local picture in the London Borough of Bromley.

This information is based on the latest statistics and will be updated on an annual basis.

In 2021, 94.7% of the Labour market for Bromley was recorded as employed, just below the 94.8% average for England. Of those employed, 15.1% are self-employed and 84.9% are employees.

The average salary in Bromley in 2021 is £38,770


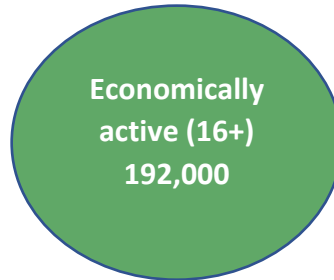
Business data supplied by the Office for National Statistics (ONS) show the most common job group in Bromley is B usiness & Public Service Assoc, Professionals and the fastest growing job in Bromley is Skillsed Construction & Building trades with roles increasing 313% between July 2020 and July 2021. In England, the fastest growing job role is Corporate Managers & Directors.



The population in Bromley is 332,800  
In employment – 182,000  
Employees – 157,600  
Self-employed – 23,500  
Unemployed – 8,500  
15.17% self-employment in Bromley (compared with UK 10.7%)  
Unemployment claimant rate (Aug 22) 2.9% (compared with London 4.7%; UK 3.7%)

**Useful facts & Figures**

- Average earnings by residents in Bromley are £787.10pw (compared with London £728.80; UK £613.10)



## Labour Market Information

National Careers Service

### London

#### Employment

75.6%



UK average 76.3%

Female 69.9% Male 81.2%




#### Unemployment

4.3%



UK average 3.8%

#### Salary



The average income is £38,298 a year

#### Working Hours



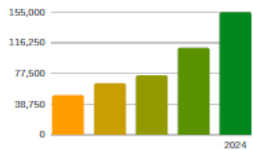
On average people work 33.4 hours a week

#### Self-Employed



859,900 people are self-employed

#### Predicted Job Growth



+155,000 extra jobs by 2024

#### Sectors set to grow

- Professional Services
- Information Technology
- Health and Social Work
- Construction
- Finance and Insurance
- Financial Technology
- Energy

#### Where are the most jobs now?



Science and Technology



Wholesale and Retail



Administration



Health and Social Care



Information Technology

\*LMI obtained from the Office for National Statistics and NOMIS. Last updated January 2020

## Labour Market Information

National Careers Service

### South East

#### Employment

79.7%



UK average 76.3%

Female 76.5% Male 82.8%



#### Unemployment

3.3%



UK average 3.8%

#### Salary



The average income is £31,902 a year

#### Working Hours



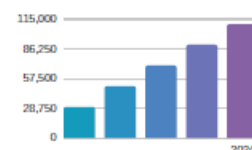
On average people work 31.6 hours a week

#### Self-Employed



771,600 people are self-employed

#### Predicted Job Growth



+110,000 extra jobs by 2024

#### Sectors set to grow

- Support Services
- Professional Services
- Information and Technology
- Construction
- Health and Social Care
- Transport and Storage

#### Where are the most jobs now?



Wholesale and Retail



Health and Social Care



Education



Science and Technology



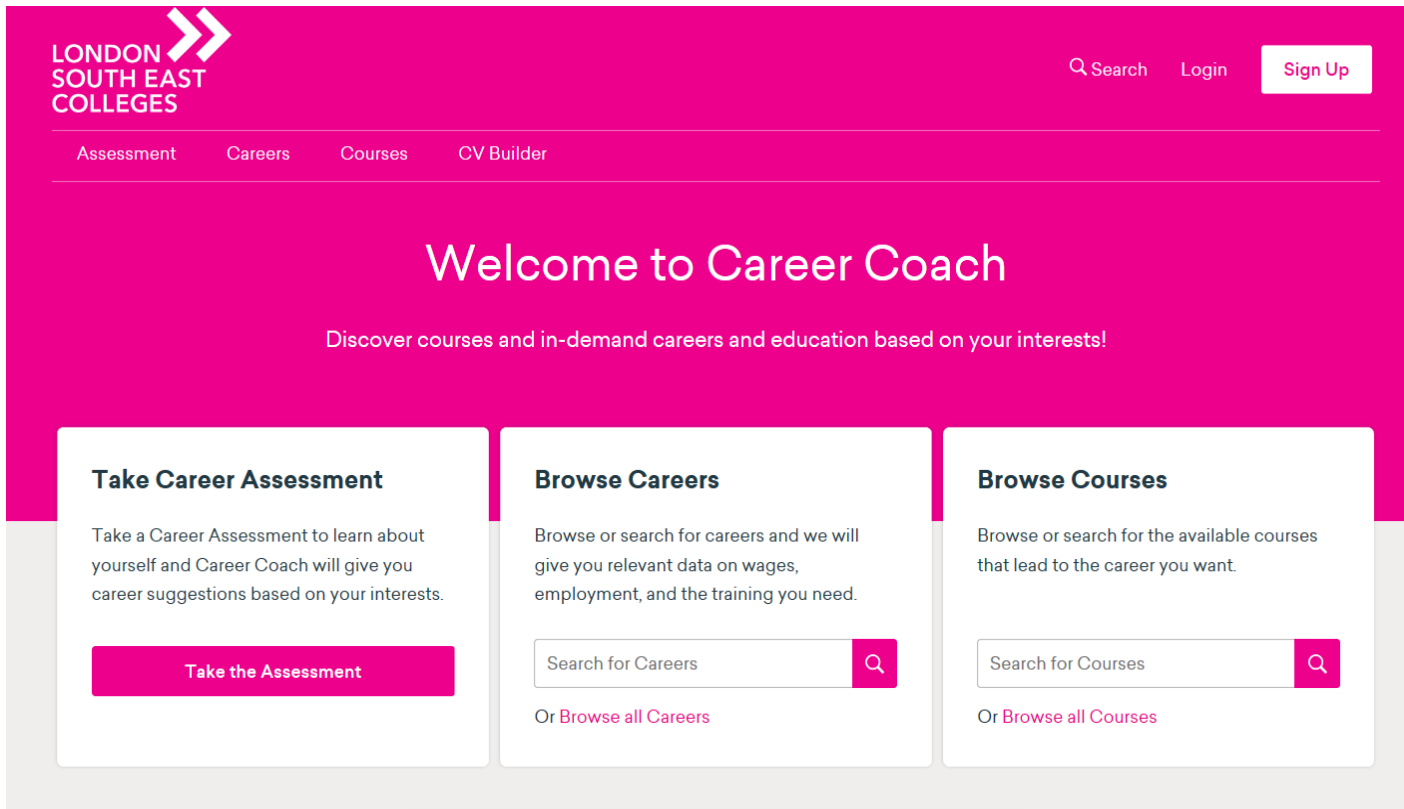
Administration

\*LMI obtained from the Office for National Statistics and NOMIS. Last updated January 2020


**Employment by Occupation (April 2020 – March 2022)**

<b>Business Area</b>	<b>Number of jobs Bromley</b>	<b>Bromley %</b>	<b>London %</b>	<b>Great Britain %</b>
Managers, Directors & Senior Officials	26,500	14.5	12.8	10.4
Professional Occupations	61,500	33.8	33.1	25.5
Associate Professional & Technical	24,800	13.6	16.8	14.9
Administrative & Secretarial	25,700	14.1	9.9	10.3
Skilled Trade Occupations	13,000	7.1	5.3	8.7
Caring, Leisure & Other Service Occupations	10,000	5.5	6.4	8.1
Sales & Customer Service Occupations	9,800	5.4	5.1	6.7
Process Plant & Machine Operatives	#	#	3.1	5.6
Elementary Occupations	7,100	3.9	7.0	9.5

To find out more information about jobs in our local area, go to the Careers Coach on our website where you will find lots more information! Click [HERE](#) to take you straight to the website.



The screenshot shows the 'Career Coach' section of the London South East Colleges website. The header is pink with the logo on the left and 'Search', 'Login', and 'Sign Up' on the right. A navigation bar below the header contains 'Assessment', 'Careers', 'Courses', and 'CV Builder'. The main heading is 'Welcome to Career Coach' with the subtext 'Discover courses and in-demand careers and education based on your interests!'. Below this are three white cards: 'Take Career Assessment' with a 'Take the Assessment' button, 'Browse Careers' with a search box and a 'Browse all Careers' link, and 'Browse Courses' with a search box and a 'Browse all Courses' link.

**LONDON SOUTH EAST COLLEGES** 

Search Login Sign Up

Assessment Careers Courses CV Builder

## Welcome to Career Coach

Discover courses and in-demand careers and education based on your interests!


### Take Career Assessment

Take a Career Assessment to learn about yourself and Career Coach will give you career suggestions based on your interests.

[Take the Assessment](#)

### Browse Careers


Browse or search for careers and we will give you relevant data on wages, employment, and the training you need.

Search for Careers 

Or [Browse all Careers](#)

### Browse Courses

Browse or search for the available courses that lead to the career you want.

Search for Courses 

Or [Browse all Courses](#)